



arper



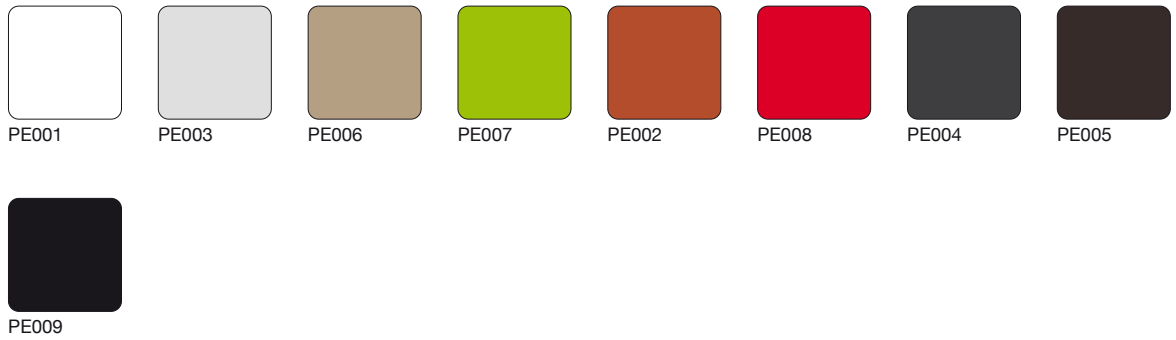
---

**Finish**

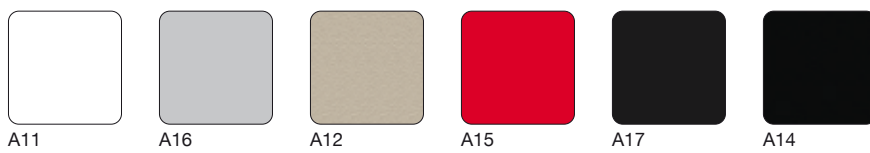
---

# FINISH

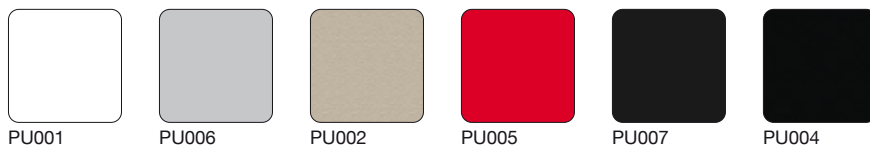
## Polyethylene




## Stem ABS



## Babar cushion in polyurethane




## Leaf cushion in polyurethane











































## Polypropylene one colour




## Polypropylene two colours



Leaf	 CRO	 V12	 V13	 V06				
Dizzie Table	 V12	 V32	 V33	 V36	 V37	 V35	 V39	 V34
Wood	 L0020	 L0022	 L0021					
Hard leather grade 2	 CT030	 CT031	 CT070	 CT450	 CT029	 CT034	 CT120	 CT100
	 CT090	 CT040	 CT110	 CT033	 CT020			
Hard leather grade 1	 CU033	 CU006	 CU026	 CU001				
Faux leather	 EP001	 EP002	 EP003	 EP007	 EP004	 EP005	 EP006	 EP008


Soft leather




Elmosoft




Fabric A  
Orange 2



Fabric B  
Flora 2




Fabric B  
Pro 2




Fabric C  
Divina 3



Fabric C  
Divina Melange 2



Fabric C  
Sinclair





Fabric C  
Tonus 3




Fabric C  
Topas 2



Fabric C  
Hallingdal



Fabric D  
Glove 2



Standard contrast stitching



CT120  
Ochre stitching



CT031  
Dark grey stitching



CT040  
Black stitching

Simple standard contrast zip



CT420  
Brown zip

Simple standard matching zip



CT100  
Brown zip

## Maintenance advice

### Table-tops and seat panels/shells made of wood, polypropylene or polyethylene:

May be cleaned with a damp, soft cloth or sponge using lukewarm water. Neutral diluted detergent may also be used in lukewarm water. Strong detergents which contain bleach or which have an abrasive effect (such as scouring creams) should be avoided at all costs.

### Laminate surfaces:

May be cleaned with strong products such as normal detergents for domestic surfaces diluted in lukewarm water, provided that they are not abrasive and do not contain acids or bleach. Avoid sponges and scourers made from synthetic fibres or metal which may leave permanent scratches on the surfaces.

### Chrome, anodised or lacquered surfaces:

May be cleaned with strong products such as normal detergents for domestic surfaces diluted in lukewarm water, provided that they are not abrasive and do not contain acids or bleach. Avoid sponges and scourers made from synthetic fibres or metal which may leave permanent scratches on the surfaces. The products must be properly rinsed so that traces of the detergents do not spoil the special finish by causing the surface to turn opaque or to oxidise. After washing, dry it with a chamois leather. Polishes for chromed or lacquered finishes are not recommended: they should be used with caution and only by experts since the abrasive action may irreparably damage the surfaces.

### Fabric:

May be treated using damp brushes, possibly with light detergent or vinegar, both of which should be very dilute. Alternatively, it can be drycleaned using appropriate products. For best care and maintenance results please follow the indications given by the ISO symbols on the relevant fabric information sheet.

### Hard leather grade 1, hard leather grade 2 and soft leather:

Must not be cleaned with water as this may leave marks. It is better to use quality products for cleaning leather, carefully following the instructions of the manufacturer of the cleaning product. In case of doubt test the product on a small area which is normally hidden from view in order to check the result, waiting at least 24 hours to allow any possible problems to develop.

### Stainless steel:

Clean regularly (every 15 to 20 days) with a soft damp cloth or with special products for cleaning stainless steel available on the market.

### Faux leather:

May be cleaned with a damp, soft cloth using lukewarm water.

## Warranty

ARPER guarantees that its products will maintain their characteristics for a period of 5 years from the date of delivery, except for normal wear and tear and provided that they are used in accordance with the instructions supplied.

ARPER will replace, free of charge, any product that is found not to meet this guarantee, without accepting any other responsibility of any sort.

This warranty does not apply to components, external accessories or materials supplied by the purchaser and applied to the products in order to customise them.

arper

### Arper s.p.a.

via Lombardia 16  
31050 Monastier (Treviso) Italia  
T +39 0422 7918  
F +39 0422 791800  
info@arperitalia.it  
www.arper.it

### Commerciale Italia

T +39 0422 791905-791917  
F +39 0422 791900  
commercialeitalia@arperitalia.it

### Export Office

T +39 0422 791902-4-6-7-8-9  
F +39 0422 791900  
commercialeestero@arperitalia.it

Arper Spa si riserva di apportare modifiche e/o migliorie di carattere tecnico ed estetico ai propri modelli e prodotti in qualsiasi momento e senza preavviso. Per maggiori informazioni visitate il sito [www.arper.it](http://www.arper.it)

Arper Spa reserves the right to make modifications and improvements of a technical or aesthetic nature to the products at any time without notice. For further information, please visit [www.arper.it](http://www.arper.it)