



# CUBE



Available colors and materials



**TUNTO** CUBE


 This luminaire contains built-in LED lamps.

**A++**  
**A+**  
**A**  
**B**  
**C**  
**D**  
**E**

} LED

The lamps cannot be changed in the luminaire.

2800 Kelvin  
10W  
400 lm  
50 000 h

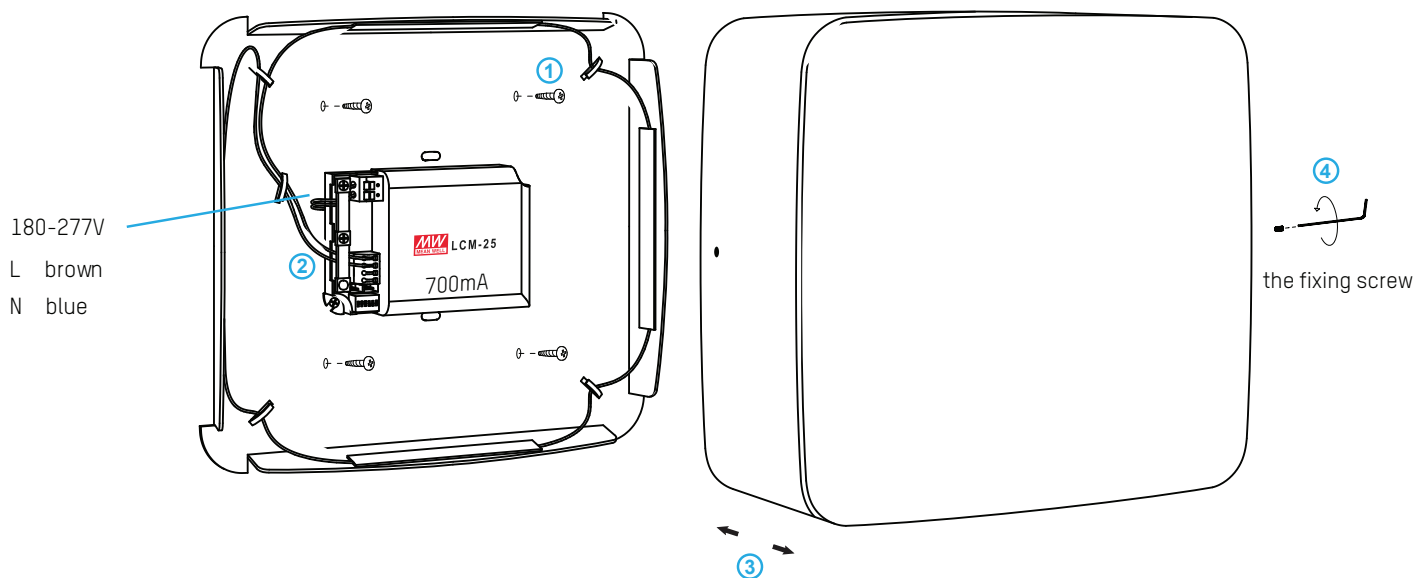
 **874/2012**

The image shows a technical specification box for the TUNTO CUBE luminaire. It includes the brand name, a lamp icon, a note about built-in LED lamps, an energy efficiency scale from A++ to E (with B, C, D, and E crossed out), a note that lamps cannot be changed, technical specifications (2800 Kelvin, 10W, 400 lm, 50,000 h), and the EU Energy Label logo with the number 874/2012.

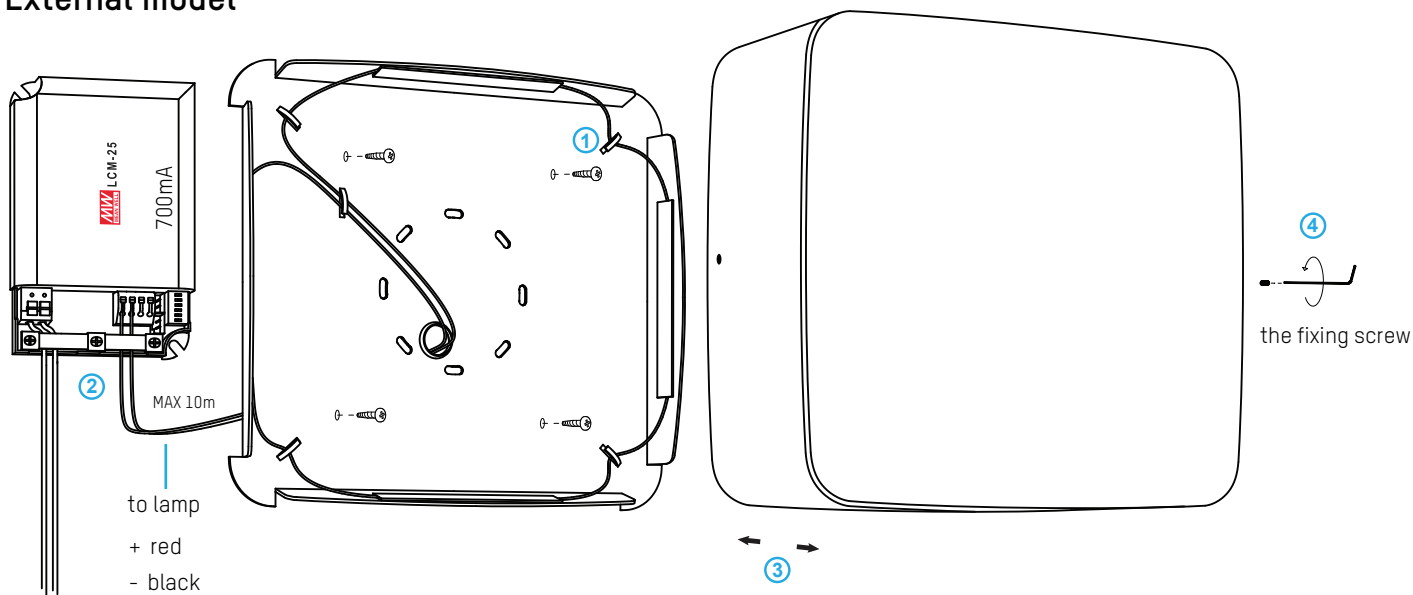
TUNTO DESIGN  
Tekijänkatu 8, FI-04440 Järvenpää, Finland  
Tel. +358 10 421 3000  
mail@tunto.com

Install in accordance with national and local electrical codes.  
All installation works must be performed with professional personnel.

### Build-in model



### External model








180-277V

L brown

N blue

For more specific instructions  
see the following driver data sheet.

non-user replaceable light source

Power use	10 W	    
Voltage	180-277V	
Output	12V 700mA	
Power supply	Mean Well LCM-25	
Dimming	Built-in 0-10V and PWM signal dimming function (for more info, check the driver data sheet)	
		<b>INDOOR USE ONLY</b>